


18-29GHz Broadband Amplifier, +28dBm



Product Overview

AT-PA-1829-2728X is high gain power amplifier with +28dBm output power in the frequency of 18-29GHz. The DC power requirement is +8V/900mA. The module is with 2.92mm connector.

The power amplifier has high gain, high linearity, low input/output return loss and flat gain response.

More information, please visit www.atmicrowave.com

Advantages

- ✓ Frequency: 18-29GHz
- ✓ Psat:+28dBm
- ✓ Small signal gain: 27dB
- ✓ Single Power Supply

Application

- ✓ 5G Communication
- ✓ Test Equipment
- ✓ ROF (RF Over Fiber)
- ✓ Radar System

Key Features

Parameter	Min	Typical	Max
Frequency		18-29GHz	
Gain	25dB	27dB	
P1dB		+26dBm	
Psat		+28dBm	
Drain Supply		+8V	+12V
Current NO RF		0.83	
IDD at Psat		0.96A	
Input Return Loss		-10dB	
Output Return Loss		-10dB	
Spec Temp		25C	





AT-PA-1829-2728X

18-29GHz Power Amplifier

Mechanical Information

Item	Description
Input Port	2.92mm Female
Output Port	2.92mm Female
Case Material	Copper
Finish	Gold Plated
Weight (Without Heatsink)	90g
Size:	See outline

Absolute Maximum Ratings Table

Parameter	Value
Drain Supply	+13V
RF Input Power	+15 dBm
Operating Temperature	-20 to +70C
Storage Temperature	-65 to +150C

Caution:

Please pay attention to the case temperature. If case temperature exceeds +50C, heat sink and fan are required, or the amplifier may be damaged.

Bias Procedure:

Make sure GND is connected before Vdd Power ON.

Module may be damaged when Vdd Power ON without GND.

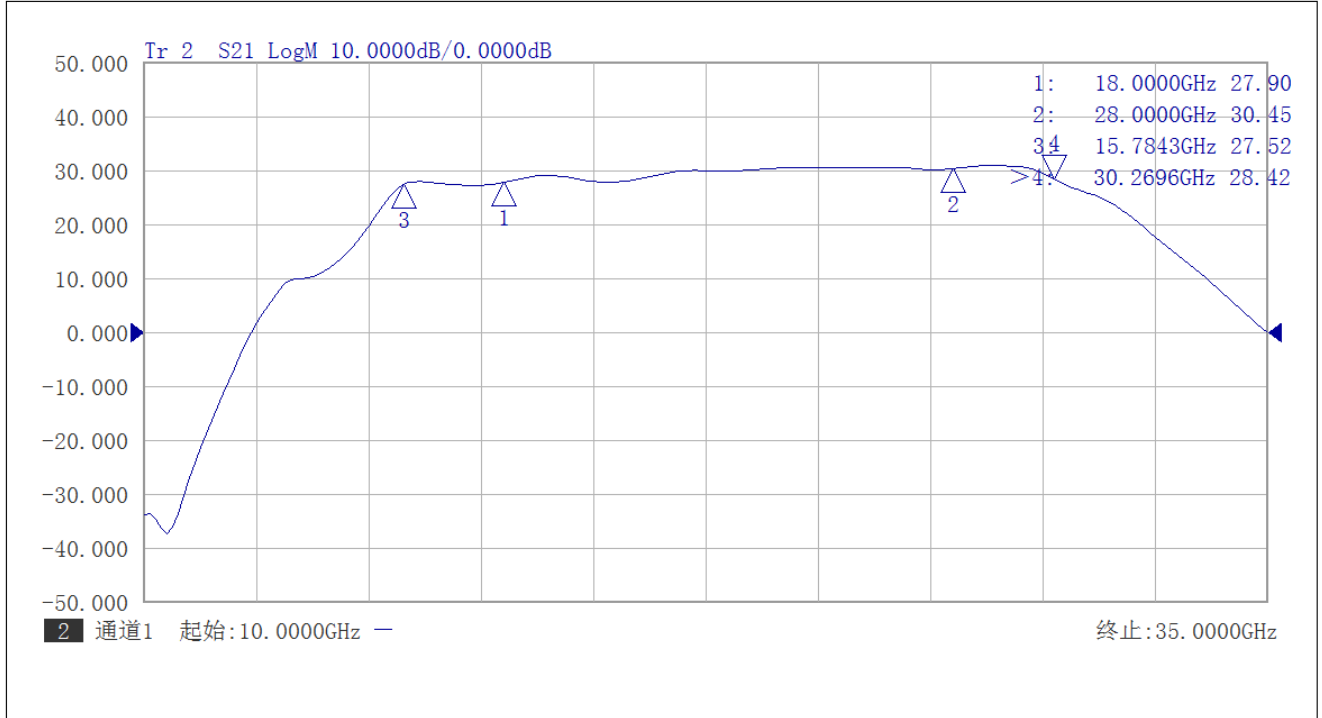
Notes:

1. Datasheet may be changed according to update of MMIC, Raw materials , process, and so on.
2. This data is only for reference, not for guaranteed specifications.
3. Please contact AT Microwave team to make sure you have the most current data.

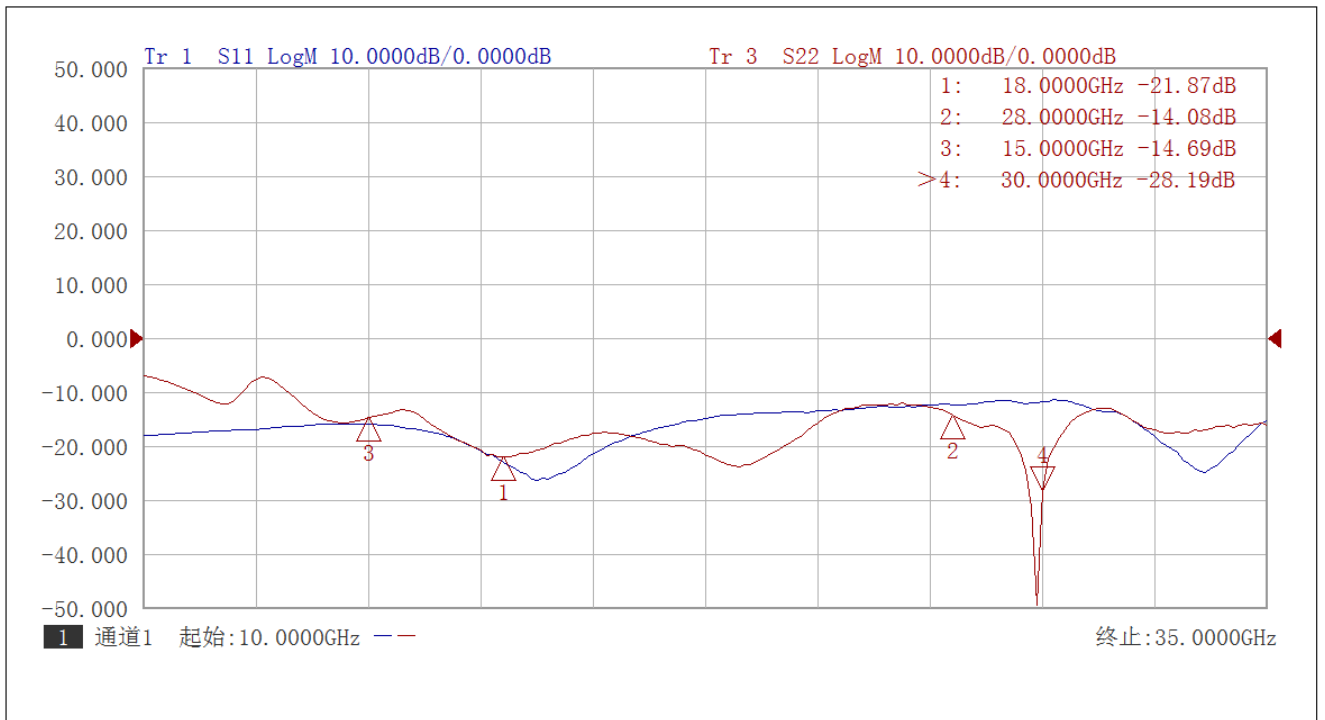


Test Data

Please note that test curves will vary slightly from unit to unit.




Gain vs Frequency



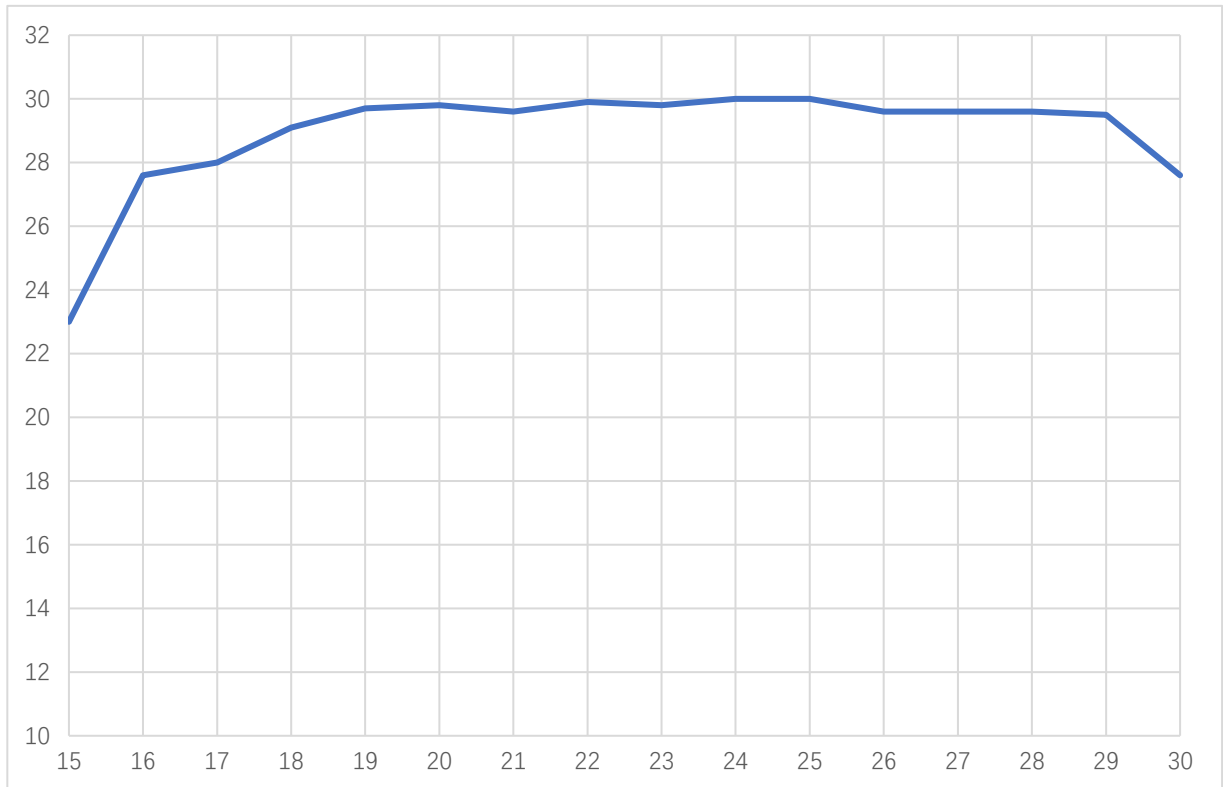
Input and Output Return Loss vs Frequency



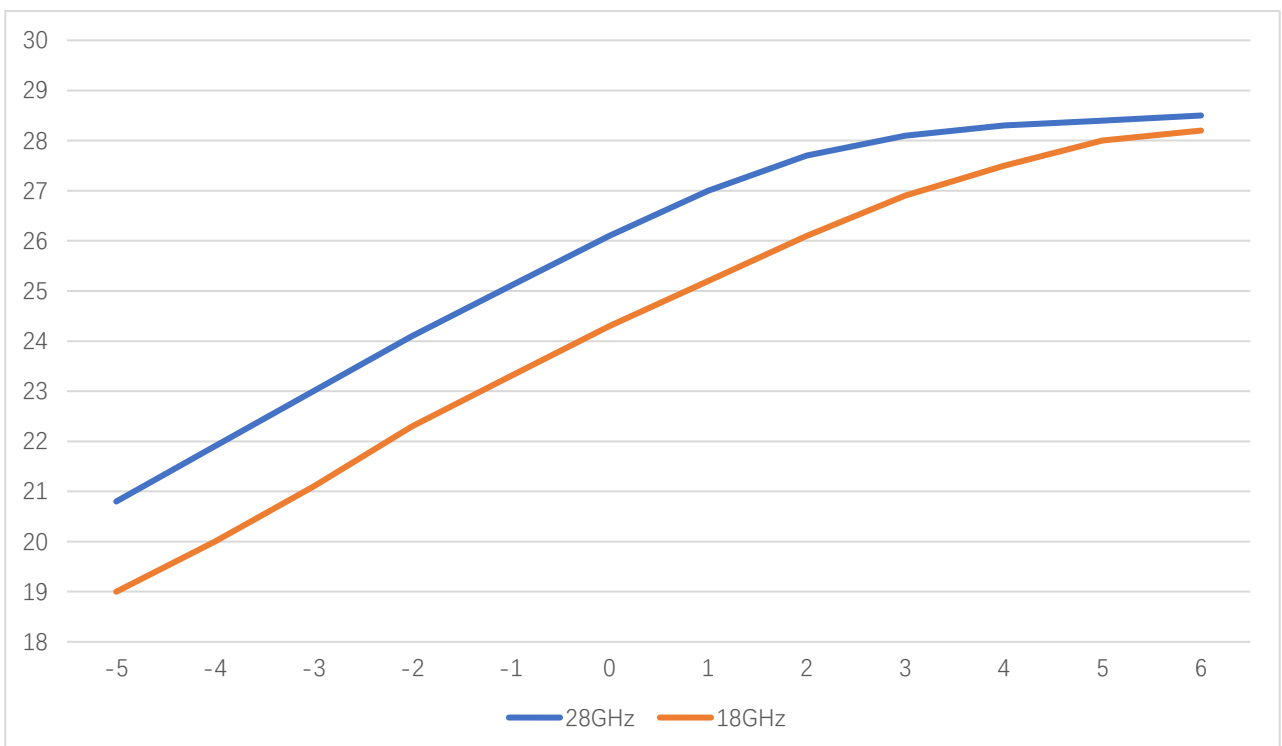


AT-PA-1829-2728X

18-29GHz Power Amplifier



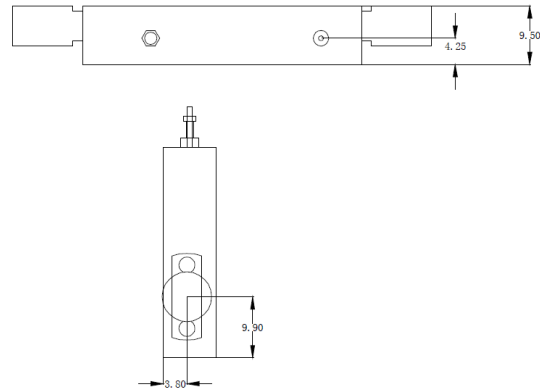
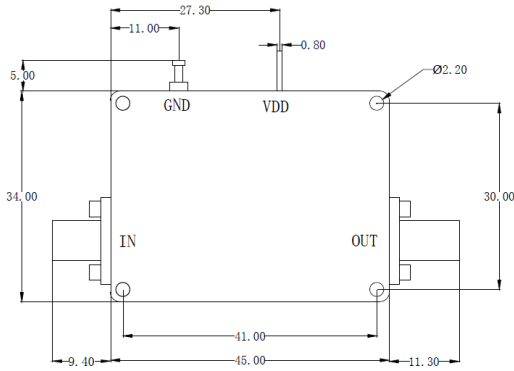
Psat vs Frequency



Pout vs Pin at 18/28GHz

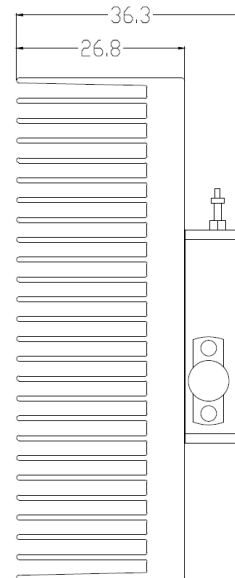
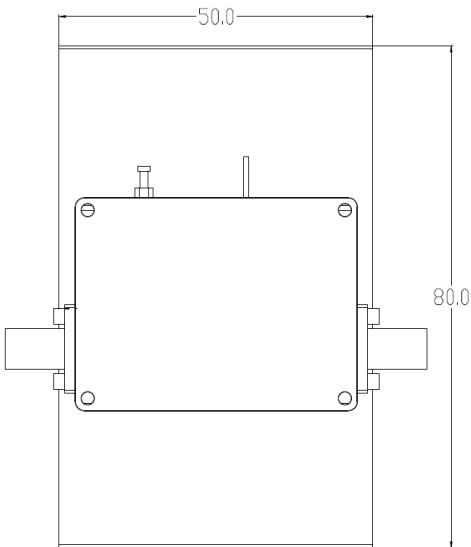


Dimension: (unit in mm)



	<26.5GHz	<40GHz	<50GHz	<67GHz
Connector	SMA	2.92mm	2.4mm	1.85mm
Length of a	9.4mm	9.5mm	10.8mm	11.3mm

Note: Female Default. Contact with us for other types.



Including a small heatsink without Fan if output Power higher than +20dBm.
Customers can removed it or use their own heatsink according to actual situation.

Heat Sink Required During Operation if case Temp higher than 50C

